


1




Attach the arm rest to the hand

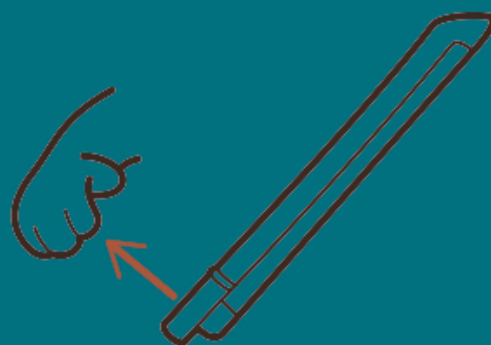
2



Align the hole on the back of the violin with the tip of the arm rest  
Attach the violin to the arm rest



Place the violin, bow and arm rest inside the case as shown



Place the bow inside the grip hand